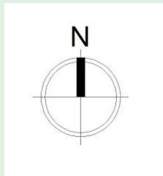


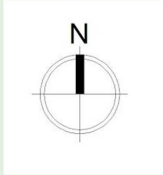
- LEGENDS**
- ① WELL
 - ② BOREWELL
 - ③ RWH
 - ④ RUBBER GUARD
 - ⑤ NAME BOARD
 - ⑥ DOOR PHONE
 - ⑦ KEYSTAND
 - ⑧ POST BOX
 - ⑨ NEWSPAPER STAND
 - ⑩ E-VEHICLE CHARGING
 - ⑪ VEHICLE CAR WASH
 - ⑫ CCTV CAMERA
 - ⑬ CCTV MONITOR
 - ⑭ PIPED GAS
 - ⑮ GENSET
 - ⑯ CONTROL PANEL WITH AUTOMATIC CHANGEOVER
 - ⑰ RWH DRAINLINE
 - ⑱ AUTOMATIC CONTROLLER
 - ⑲ MOTOR ROOM
 - ⑳ CAR COVERED WITH PVC SHEET
 - ㉑ PAVER BLOCK
 - ㉒ CONCRETE FLOORING
 - ㉓ HANDPUMP
 - ㉔ GARDEN



STILT PLAN



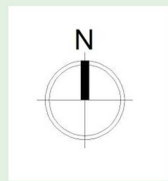
- LEGENDS**
- ① GRANITE ENTRANCE
 - ② DOOR PHONE
 - ③ HALL TILE 2'6"X2'6"
 - ④ MASTER BEDROOM WOODEN TILE
 - ⑤ KITCHEN, TOILET, BALCONY, TILE 2'0"X2'0"
 - ⑥ WINDOWS WITH GRANITE STONE
 - ⑦ SHOE RACK
 - ⑧ WMC WITH GRANITE STONE
 - ⑨ WASH BASIN
 - ⑩ SINK WITH DRAIN BOARD
 - ⑪ CCTV CAMERA
 - ⑫ STOP COCK
 - ⑬ ALL SHELF GRANITE PARTITION
 - ⑭ STAIRCASE WALL TILE FIX
 - ⑮ STAIRCASE STAINLESS STEEL HANDRAIL
 - ⑯ SAFETY GATE STAINLESS STEEL
 - ⑰ DIVERTOR WITH HAND SHOWER



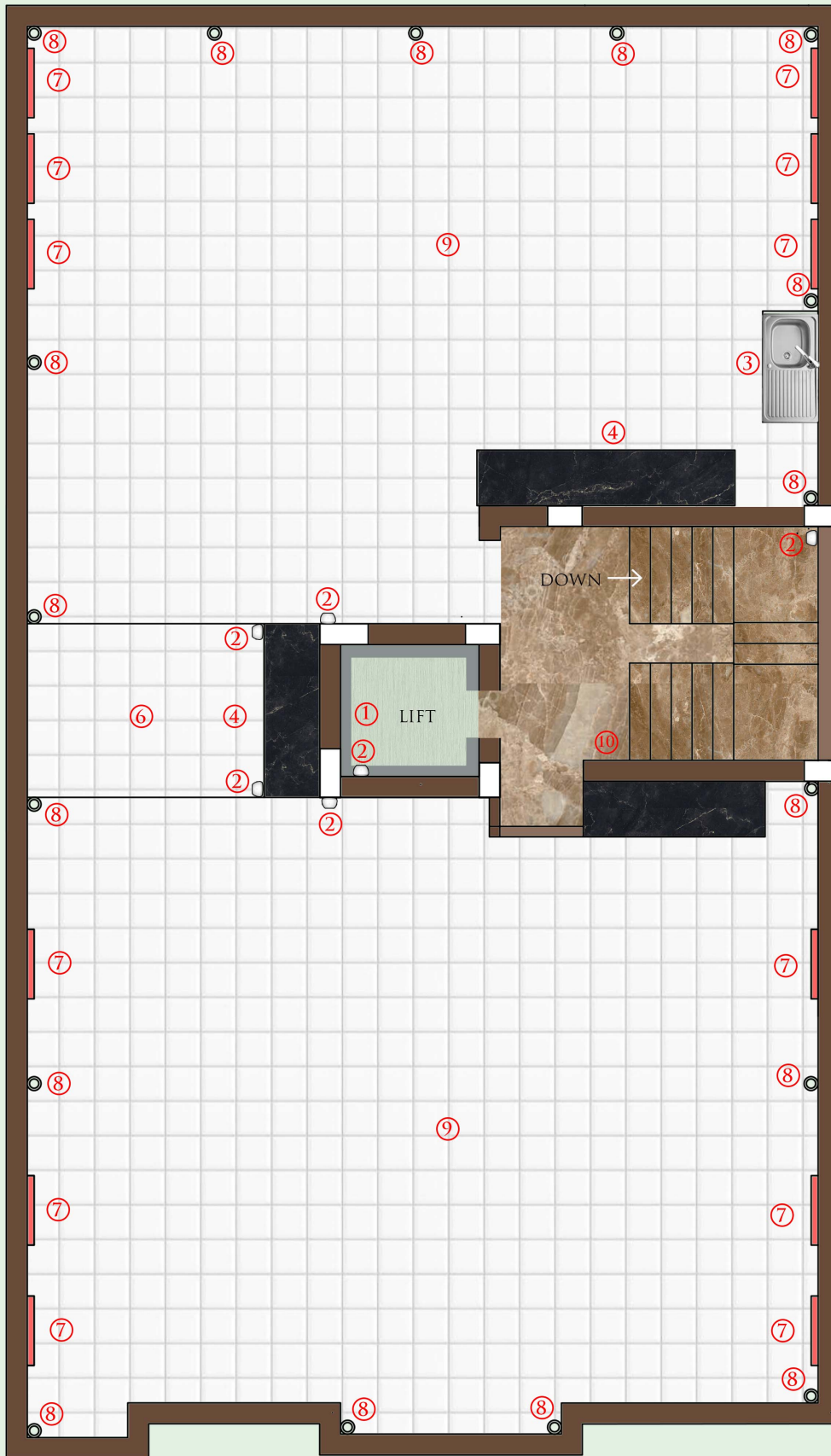
TYPICAL FLOOR PLAN - OPTION 1



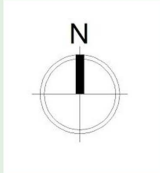
- LEGENDS**
- ① GRANITE ENTRANCE
 - ② DOOR PHONE
 - ③ HALL TILE 2'6" X 2'6"
 - ④ MASTER BEDROOM WOODEN TILE
 - ⑤ KITCHEN, TOILET, BALCONY, TILE 2'0" X 2'0"
 - ⑥ WINDOWS WITH GRANITE STONE
 - ⑦ SHOE RACK
 - ⑧ WMC WITH GRANITE STONE
 - ⑨ WASH BASIN
 - ⑩ SINK WITH DRAIN BOARD
 - ⑪ CCTV CAMERA
 - ⑫ STOP COCK
 - ⑬ ALL SHELF GRANITE PARTITION
 - ⑭ STAIRCASE WALL TILE FIX
 - ⑮ STAIRCASE STAINLESS STEEL HANDRAIL
 - ⑯ SAFETY GATE STAINLESS STEEL
 - ⑰ DIVERTOR WITH HAND SHOWER



TYPICAL FLOOR PLAN - OPTION 2



- LEGENDS**
- ① LIFT UP TO TERRACE
 - ② CCTV CAMERA
 - ③ VESSEL WASHING AREA
 - ④ SITOUT WITH GRANITE SLAB
 - ⑤ LADDER
 - ⑥ SITOUT STUDY AREA
 - ⑦ CLOTH STAND-6NOS
 - ⑧ IRON RINGS FOR SHAMIYANA
 - ⑨ COOL WHITE TILES
 - ⑩ PRESSURE MOTOR FOR TOILETS



TERRACE PLAN